

NCR-333 Navtex receiver



– high visibility paperless LCD navtex receiver for safer navigation

5.7–inch high visibility display

3 receiving frequencies (490, 518 and 4209.5 kHz)

User selectable font size

Printer output

Intuitive menu structure

Navtex receiver

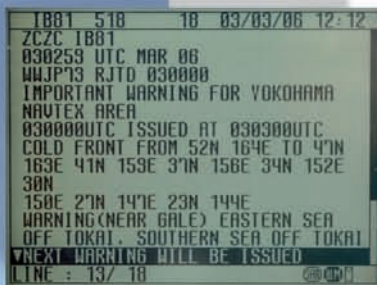
– performance features

Unique features

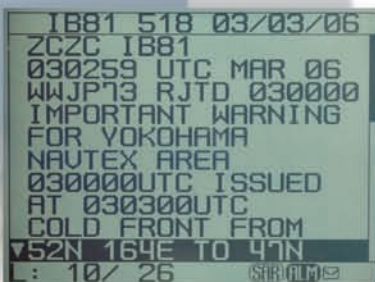
- The high-performance NCR-333 navtex integrates a high visibility LCD display, shares the same simple configuration as its predecessor and contributes to improved safety at sea.



Normal (13 by 9 pixels)



Medium (16 by 9 pixels)



Large (20 by 16 pixels)

Triple channel reception

The NCR-333 receives navtex broadcasts on the frequency channel 518 kHz, and either on 490 kHz or 4209.5 kHz.

The navtex automatically receives broadcasts on the international standard frequency 518 kHz. Local transmissions of navtex use the 490 kHz channel. The high frequency channel 4209.5 kHz is allocated for navtex broadcasts.

The NCR-333 also allows you to select and deselect certain types of information and coastal stations with the purpose of avoiding repeat broadcasts.

Optimised viewing

The NCR-333 integrates a high visibility 5.7-inch LCD display. You can select the character type on three different level sizes, at your own convenience. On top, JRC has included dimmer control, maximising your display preferences as optimised as possible. These functions are selectable from the menu.

Message management

The navtex is an international automated service for delivery of navigational and meteorological warnings and forecasts, as well as urgent marine safety information to ships.

Given that re-reading certain messages is important, the NCR-333 can store up to 200 messages per channel. These will be available after reception for the next 70 hours.

In addition, the navtex allows you to permanently store up to 50 messages, with up to 500 characters per saved message.

Navtex receiver


– developed for maximum ease of use

Unified design

The new display design allows you to carry out all operations simply by using the unified keyboard layout. The keyboard is solid and responsive, which allows for precise operation. The keys are also backlit, making it easy to operate in low-light settings on the bridge.

Simple operation

The compact design of the NCR-333 incorporates a new intuitive interface, providing enhanced ergonomics and user friendliness. The logic of the controls and excellent on-screen menus will greatly shorten most users' learning period.



JRC StarNetwork™

JRC has been providing sales and support of products since 1915. Today, JRC offers comprehensive assistance through its organisation, in partnership with a worldwide StarNetwork™ of over 270 fully trained and qualified partners and agents, assisting you 24 hours a day, 7 days a week and 365 days a year.



JRC one-call™

One number to call
With JRC you can go anywhere and if you need our support, simply call us at +81 3 3492 9201, anytime.

Navtex receiver

– system flexibility

Intuitive menu structure

All received messages are sorted by order of time received. That way, you always have the most up to date broadcast on hand. Operators will easily distinguish the various types of messages based upon ID and icons. For urgent access, you can just as easily pick up a particular message and display henceforth.

Antenna solution

JRC offers an optional, dedicated active antenna that can be connected directly to the navtex receiver. This durable, compact antenna will safeguard all your incoming messages. JRC encourages connecting this dedicated antenna to ensure dependability, however, a major advantage of JRC's navtex system, is that you can use your existing antenna in most cases, facilitating all inward messages consequently.

Flexible configuration

The NCR-333 is paperless, but includes the option of a printer to provide the ships log with valuable printouts if required. In order to connect JRC's proprietary printer, a dedicated power supply is needed. JRC has two types of configurations available, the DC/DC version and the AC/DC version.



Optional antenna
NAW-333



Optional printer DPU-414

Self-diagnosis

After startup, the navtex will automatically run a self-diagnosis and will report any possible problems it might suffer, including cable breach and power problems. The results are directly shown on the screen, which you can print. You can also view up to 10 previous results. This function will allow for easy maintenance and high reliability.

What's standard in the box?

1. Display¹
2. Cable
3. Installation parts
4. Operation card
5. Manual

Which cable?

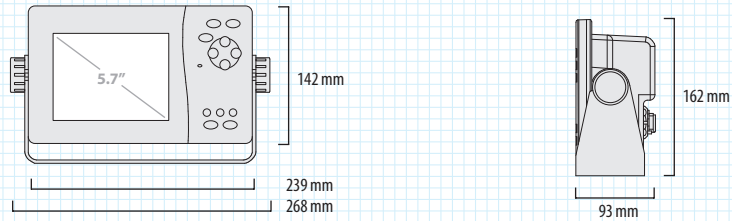
Antenna cable 0,5 m

¹ including bracket

Navtex receiver – dimensions and weights

Dimension drawings - Display

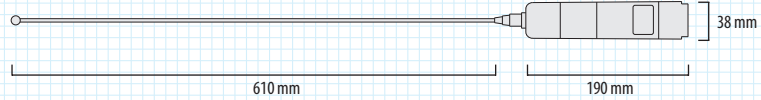
NCR-333 Weight 2,1 kg



cutout for panel mount height 116,6 mm, width 220 mm, depth 180 mm

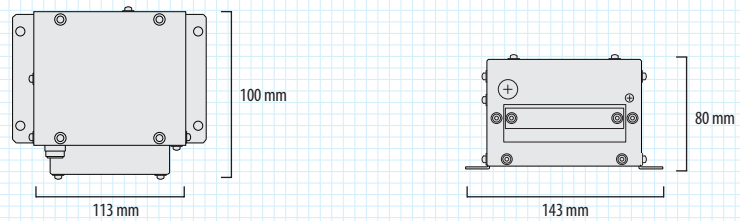
Dimension drawings - Antenna¹

NAW-333 Weight 0,3 kg



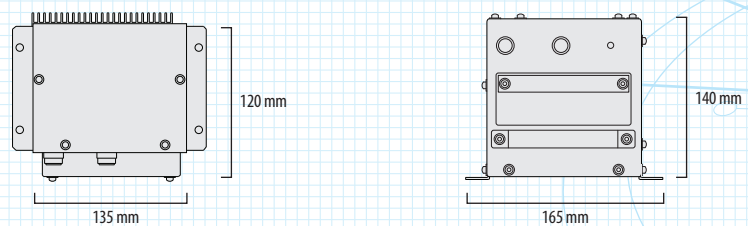
Dimension drawings - Power supply (DC/DC)¹

NBG-319 Weight 0,9 kg



Dimension drawings - Power supply (AC/DC)¹

NBG-320 Weight 3,3 kg



¹optional

Navtex receiver – specifications

Model		NCR-333
IMO compliant		✓
Display		
Display	5.7-inch, white LED backlit, 320 by 240 pixels	
Dimmer	4 stages (bright, middle, dark, off)	
Power supply	10.8V to 31.2V DC, <9 W	
Receiving frequency	518 kHz, 490 kHz, 4209.5 kHz	
Receiving modulation	F1B navtex broadcast	
Sensitivity	character error rate $\leq 1 \times 10^{-2}$ ar 1uV	
Antenna input	50Ω for navtex antenna 50Ω for wire antenna high impedance for wire antenna	
Message log	stores last 200 message (every channel) saves up to 50 messages (every channel) stores messages up to 70 hours	
External interface	2 serial ports (printer, INS)	
Operating temperature	-15° to 55°C	
Storage temperature	-25° to 75°C	
Waterproof	IPX2	
Optional items		
Antenna		
Model	NAW-333	
Receiving frequency	518 kHz, 490 kHz, 4209.5 kHz	
Bandwidth	504 kHz ± 20 kHz, 4209.5 kHz ± 100 kHz	
Consumption current	6.5V DC, 23mA	
Impedance	50Ω	
Temperature	-25° to 55°C	
Power supply (DC/DC)		
Model	NBG-319	
Input voltage	10.8V to 35V DC	
Output voltage	10.8V to 35V DC typ. 6.5V DC $\pm 10\%$ (external printer)	
Maximum current	1.5A (12V to 24V DC), 2A (6.5V DC)	
Power supply (AC/DC)		
Model	NBG-320	
Input voltage	100-120V to 200-220V DC $\pm 10\%$, 50/60 Hz single phase 24V DC +30% -10% (backup power supply)	
Output voltage	12V DC $\pm 10\%$ typ. 6.5V DC $\pm 10\%$ (external printer)	
Maximum current	1.5A (24V DC), 2A (6.5V DC)	
Printer (table mount)	DPU-414	
Printer (flush mount)	NKG-91	
Navtex buzzer	CGC-300B	

All specifications are subject to change without notification.

For further information please contact:



Japan Radio Co., Ltd.

JRC
Cessnalaan 40-42
1119 NL, Schiphol-Rijk, The Netherlands
T +31 20 6 580 750
F +31 20 6 580 755
E sales@jrceurope.com
W www.jrceurope.com